

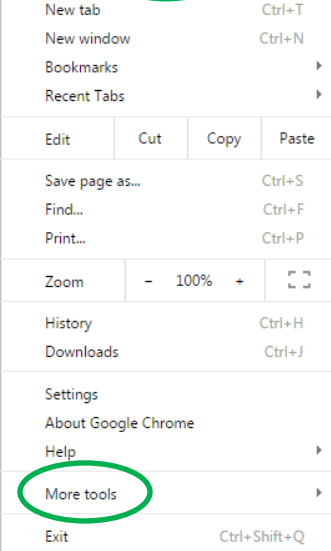
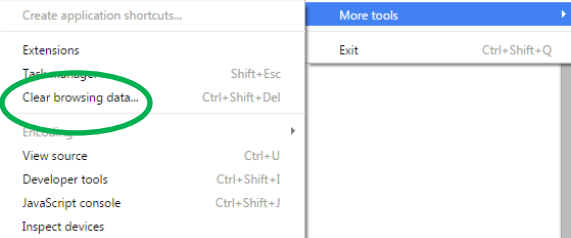
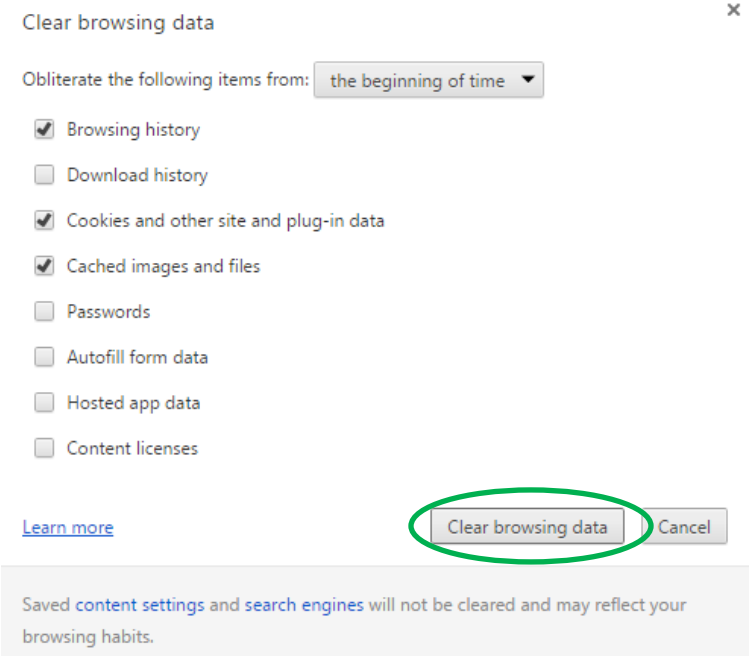


## Clearing the cache, history, and cookies in Chrome

1. Open the Google Chrome Browser	
2. Click on the tool bar menu in Google Chrome. It's in the upper right hand corner.	
3. A menu appears. Select <b>More Tools</b> towards the bottom of the menu.	
4. A new menu appears. Click on <b>Clear browsing data</b> .	
5. A box appears in the center of your screen. Make sure there is a check mark next to <b>Browsing History, Cookies and other site and plug-in data, and Caches images and files</b> . Click <b>Clear browsing data</b> .	
6. Close your browser when you are done.	