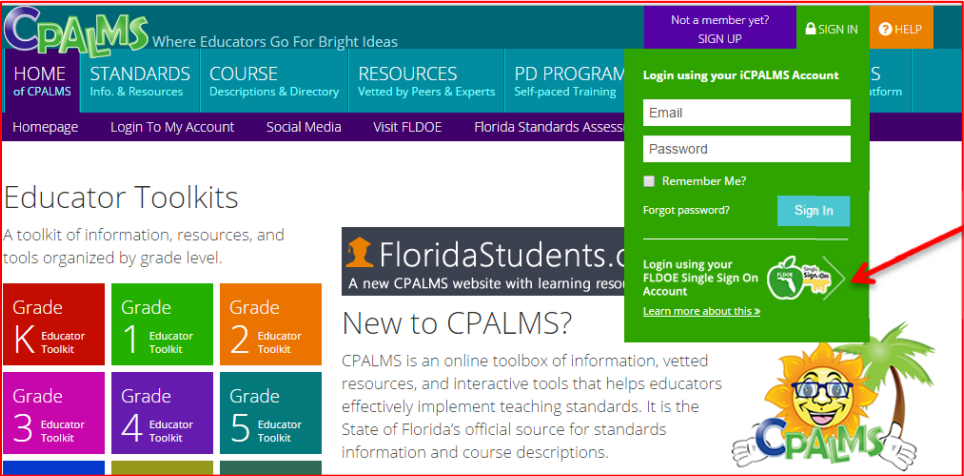


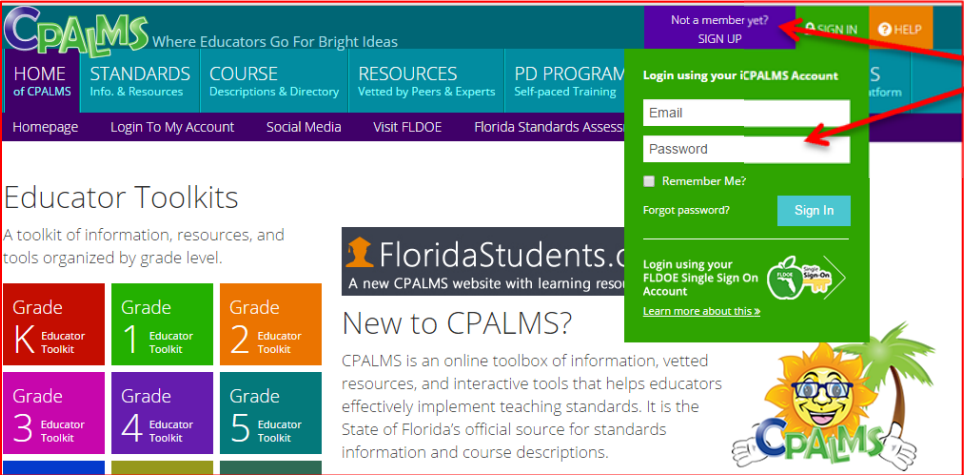
Directions for Accessing the FLKRS-WSS and FAIR-FS Professional Development Modules Available on CPALMS

Step 1

- Go to www.cpalms.org.
- Public school users, log in to CPALMS using your Single Sign-On (SSO) credentials.




- Private school users, log in to CPALMS using your iCPALMS credentials. If you do not have credentials, select **Not a member yet?** to create an account.



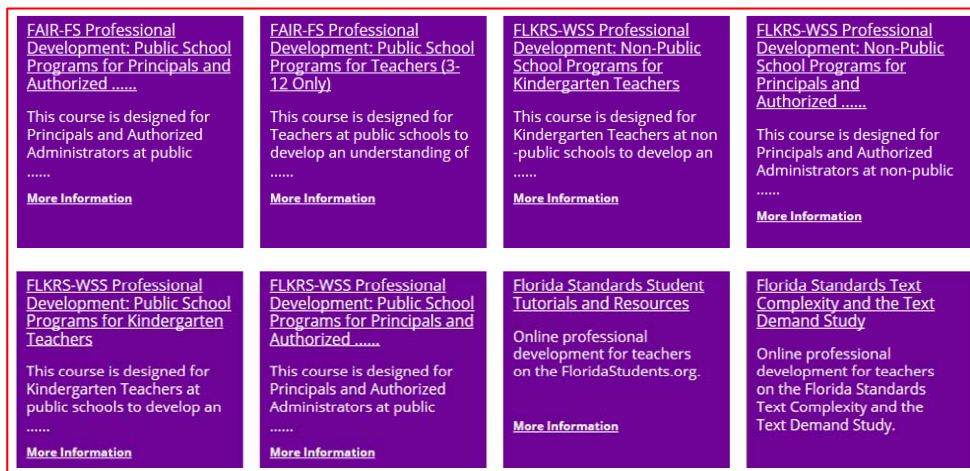
Step 2

- Click on the **PD Programs** on the menu tab at the top.



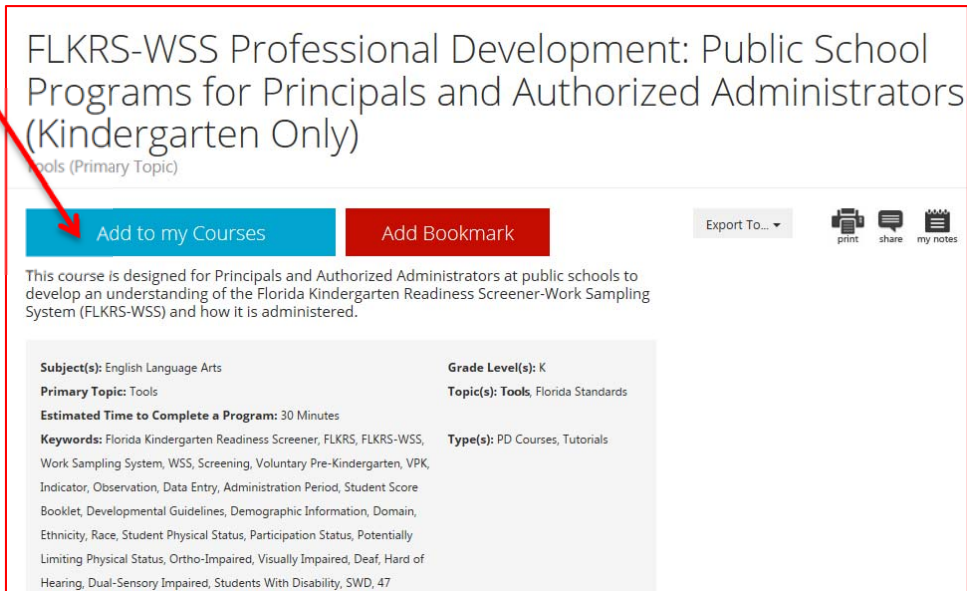
Step 3

- Scroll down to the FLKRS-WSS and FAIR-FS modules and find the module that corresponds with your role (principal, teacher, etc.) and click on the hyperlink.



Step 4

- Click on the **Add to my Courses** button.



FLKRS-WSS Professional Development: Public School Programs for Principals and Authorized Administrators (Kindergarten Only)

Tools (Primary Topic)

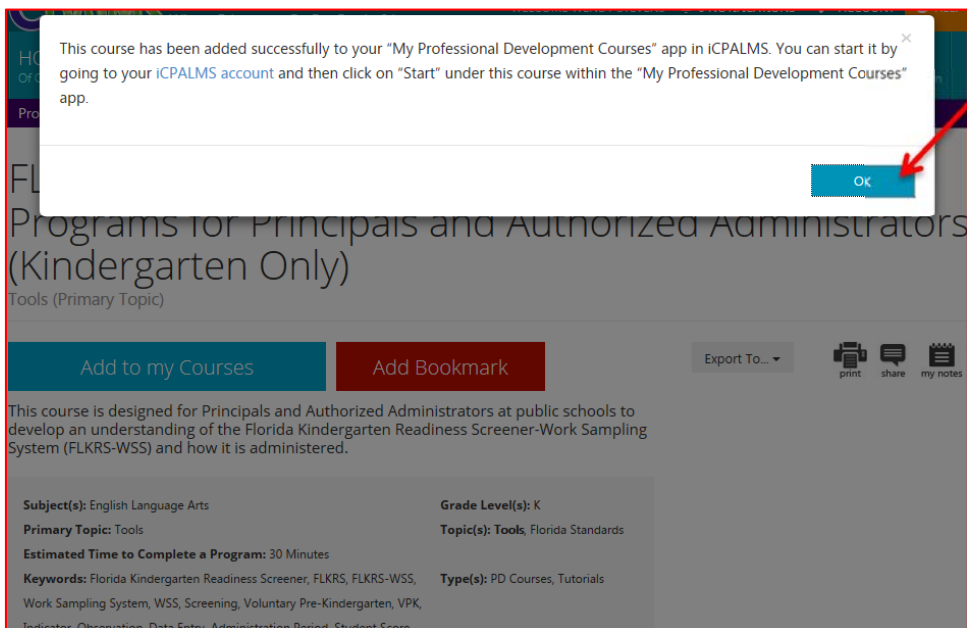
Add to my Courses **Add Bookmark** Export To... print share my notes

This course is designed for Principals and Authorized Administrators at public schools to develop an understanding of the Florida Kindergarten Readiness Screener-Work Sampling System (FLKRS-WSS) and how it is administered.

Subject(s): English Language Arts	Grade Level(s): K
Primary Topic: Tools	Topic(s): Tools, Florida Standards
Estimated Time to Complete a Program: 30 Minutes	
Keywords: Florida Kindergarten Readiness Screener, FLKRS, FLKRS-WSS, Work Sampling System, WSS, Screening, Voluntary Pre-Kindergarten, VPK, Indicator, Observation, Data Entry, Administration Period, Student Score Booklet, Developmental Guidelines, Demographic Information, Domain, Ethnicity, Race, Student Physical Status, Participation Status, Potentially Limiting Physical Status, Ortho-Impaired, Visually Impaired, Deaf, Hard of Hearing, Dual-Sensory Impaired, Students With Disability, SWD, 47	Type(s): PD Courses, Tutorials

Step 5

- The course will be added to your “My Professional Development Courses” app in iCPALMS. Click **OK**.



This course has been added successfully to your “My Professional Development Courses” app in iCPALMS. You can start it by going to your [iCPALMS account](#) and then click on “Start” under this course within the “My Professional Development Courses” app.

OK


Add to my Courses **Add Bookmark** Export To... print share my notes

This course is designed for Principals and Authorized Administrators at public schools to develop an understanding of the Florida Kindergarten Readiness Screener-Work Sampling System (FLKRS-WSS) and how it is administered.

Subject(s): English Language Arts	Grade Level(s): K
Primary Topic: Tools	Topic(s): Tools, Florida Standards
Estimated Time to Complete a Program: 30 Minutes	
Keywords: Florida Kindergarten Readiness Screener, FLKRS, FLKRS-WSS, Work Sampling System, WSS, Screening, Voluntary Pre-Kindergarten, VPK, Indicator, Observation, Data Entry, Administration Period, Student Score	Type(s): PD Courses, Tutorials

Step 6


- Click the iCPALMS tab at the top.



The screenshot shows the CPALMS website interface. The top navigation bar includes tabs for HOME, STANDARDS, COURSE, RESOURCES, PD PROGRAMS, ABOUT CPALMS, and ICPALMS. The ICPALMS tab is highlighted with a red arrow. Below the navigation bar, the main content area displays the title "FLKRS-WSS Professional Development: Public School Programs for Principals and Authorized Administrators (Kindergarten Only)" and a description of the course. There are buttons for "Add to my Courses" and "Add Bookmark", and an "Export To..." dropdown menu. The course details include subject, grade level, primary topic, estimated time to complete, and keywords.

Step 7

- Choose My Programs.



The screenshot shows the "iCPALMS - My Apps" page. The top navigation bar includes tabs for HOME, STANDARDS, COURSE, RESOURCES, PD PROGRAMS, ABOUT CPALMS, and ICPALMS. Below the navigation bar, there are buttons for "Add Tab" and "Tutorial". The main content area displays a grid of app tiles: Visualizer, Planner, Resource Center, and My Programs. The My Programs tile is highlighted with a red arrow.

Step 8

- Choose the selected course by clicking **Start** at the bottom of the box.

The screenshot shows a web interface with a navigation bar at the top containing 'My Courses', 'Course Directory', 'Recommended Courses', and 'My Bookmarks'. Below the navigation bar are three purple course cards. Each card displays course details such as 'Status', 'Subject Area(s)', 'Grade Level(s)', and 'Topic(s)'. At the bottom of each card is a dark purple bar with three icons: an eye (view), a play button (start), and a bookmark icon. A red arrow points to the 'start' button on the first card.

Step 9

- Click **Start Lesson** in the green box at the bottom of the screen.

The screenshot shows a detailed view of a course. At the top, the course title is 'FAIR-FS and FLKRS-WSS Professional Development: Public School Programs for Principals and Authorized Administrators (Kindergarten & 3-12)'. To the right of the title are 'Remove Course' and 'Status: Not S' buttons. Below the title is a paragraph of text describing the course's purpose. A blue link labeled 'More Information' is provided. Below this is a section titled 'Module 1: Overview of the FAIR-FS' with a 'Read Full Description' link. At the bottom of the page is a video player interface with a play button icon and a green 'Start Lesson' button. A red arrow points to the 'Start Lesson' button.

Step 10

- The module will begin playing. The script can be accessed in the captions tab on the top right.

The screenshot shows a video player interface within a 'My Programs' window. The video title is 'Overview of the FAIR-FS'. The player includes a play button, a progress bar, and a 'NEXT' button. On the right side, there is a navigation menu with three tabs: 'Outline', 'Captions', and 'Reference'. A red arrow points to the 'Captions' tab. The 'Outline' menu is expanded, showing a hierarchical list of topics such as '1. Overview of FAIR-FS', '2. Components of the FAIR-FS', '3. Computer Adaptive Testing', and '4. Score Types'. The video player also features a logo with a graduation cap and the text 'All Users' and 'FAIR-FS, Computer Adaptive Testing and Score Types'. The copyright notice at the bottom reads 'Copyright © 2015 Florida Department of Education'.