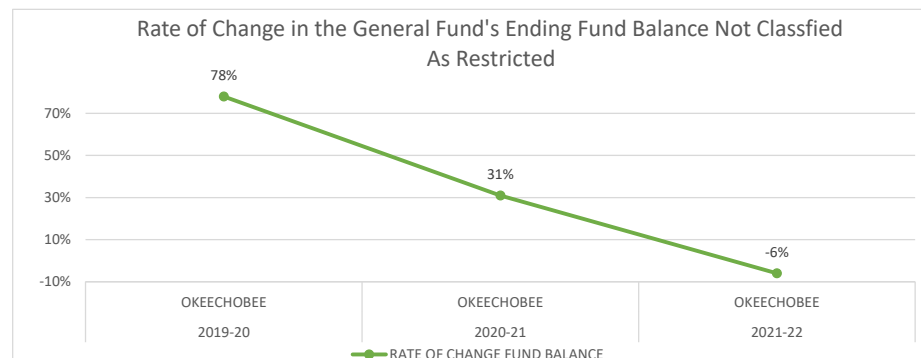
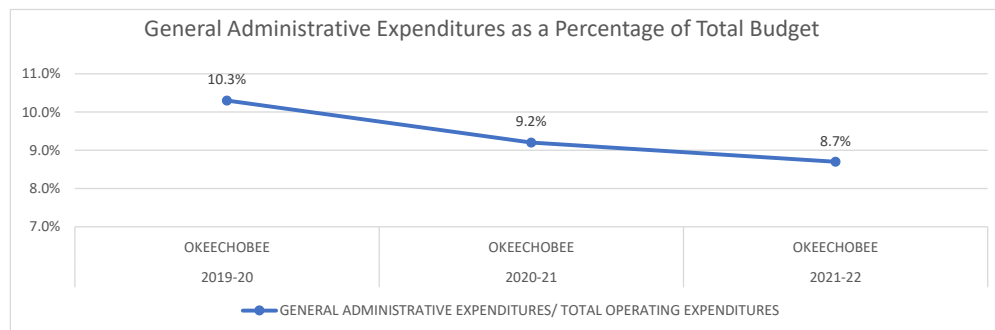
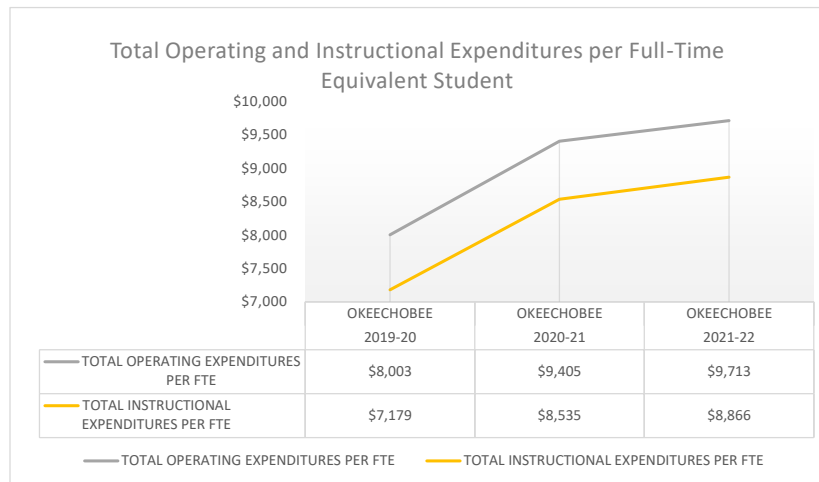
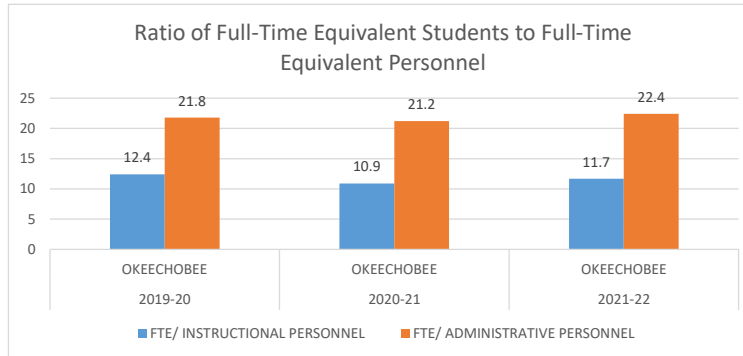
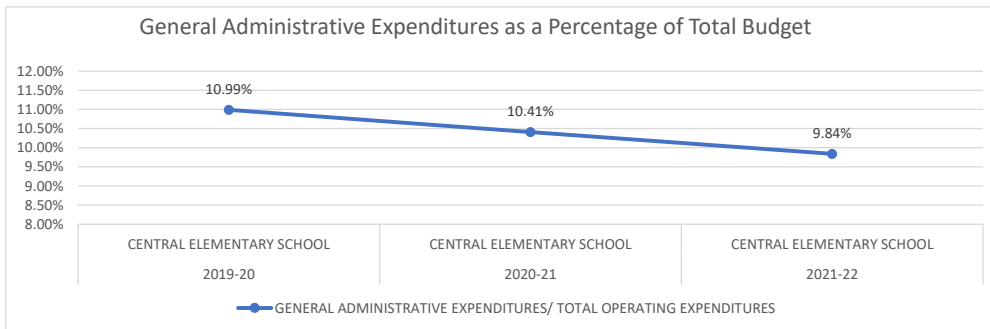
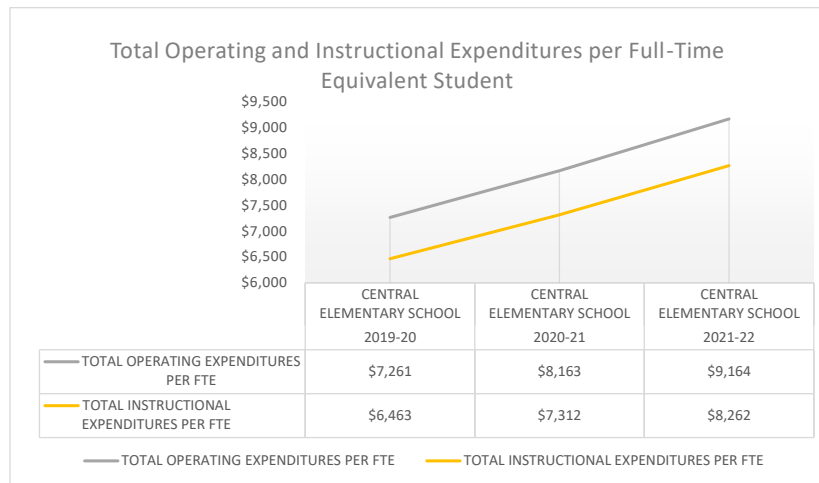
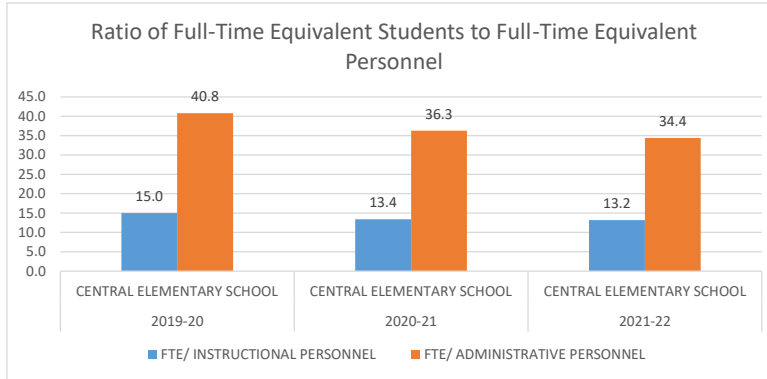


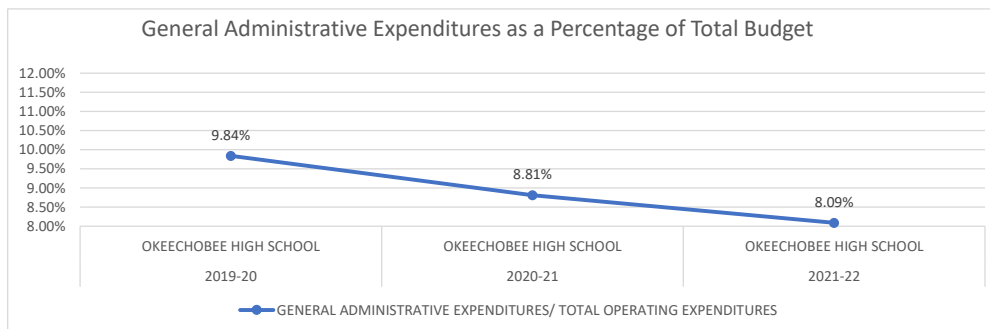
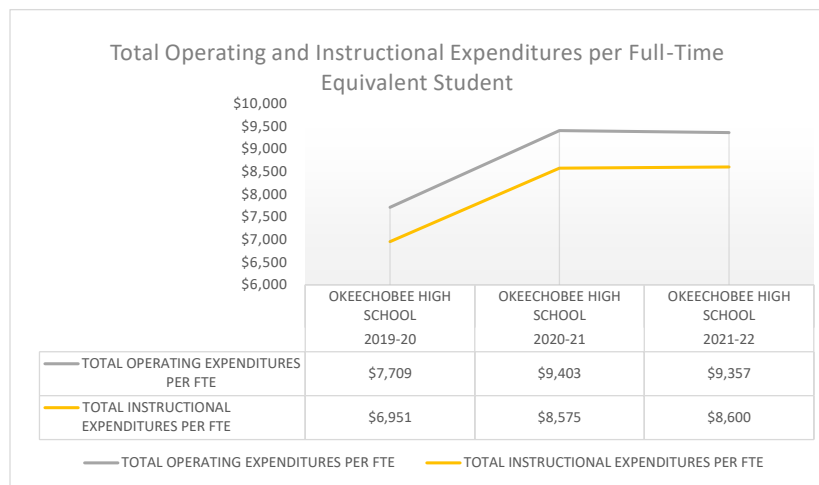
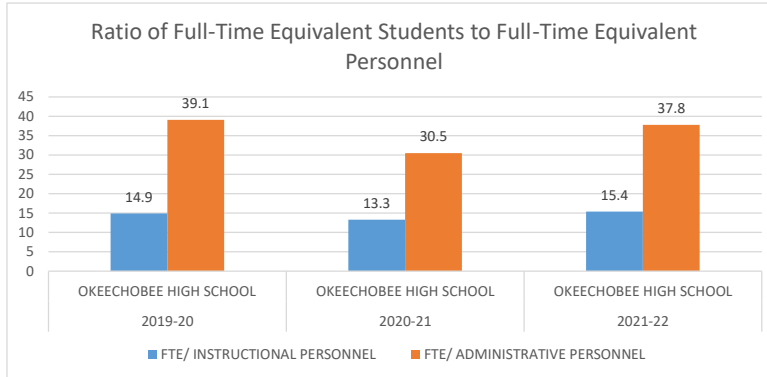
School Year	DISTRICT NAME	FTE/ INSTRUCTIONAL PERSONNEL	FTE/ ADMINISTRATIVE PERSONNEL	TOTAL OPERATING EXPENDITURES PER FTE	TOTAL INSTRUCTIONAL EXPENDITURES PER FTE	GENERAL ADMINISTRATIVE EXPENDITURES/ TOTAL OPERATING EXPENDITURES	RATE OF CHANGE FUND BALANCE
2019-20	OKEECHOBEE	12.4	21.8	\$ 8,003	\$ 7,179	10.3%	78%
2020-21	OKEECHOBEE	10.9	21.2	\$ 9,405	\$ 8,535	9.2%	31%
2021-22	OKEECHOBEE	11.7	22.4	\$ 9,713	\$ 8,866	8.7%	-6%



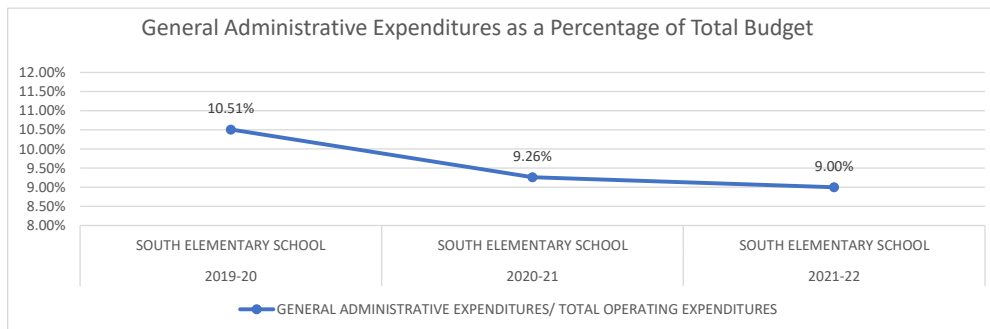
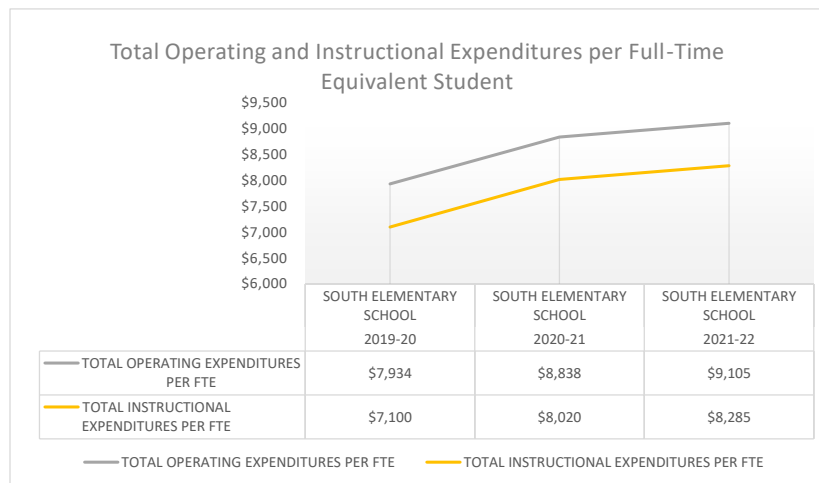
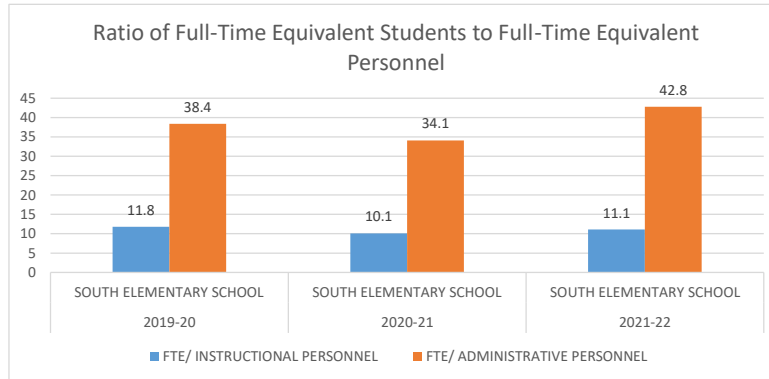
School Year	DISTRICT NAME	FTE/ INSTRUCTIONAL PERSONNEL	FTE/ ADMINISTRATIVE PERSONNEL	TOTAL OPERATING EXPENDITURES PER FTE	TOTAL INSTRUCTIONAL EXPENDITURES PER FTE	GENERAL ADMINISTRATIVE EXPENDITURES/ TOTAL OPERATING EXPENDITURES
2019-20	CENTRAL ELEMENTARY SCHOOL	15.0	40.8	\$ 7,261	\$ 6,463	10.99%
2020-21	CENTRAL ELEMENTARY SCHOOL	13.4	36.3	\$ 8,163	\$ 7,312	10.41%
2021-22	CENTRAL ELEMENTARY SCHOOL	13.2	34.4	\$ 9,164	\$ 8,262	9.84%



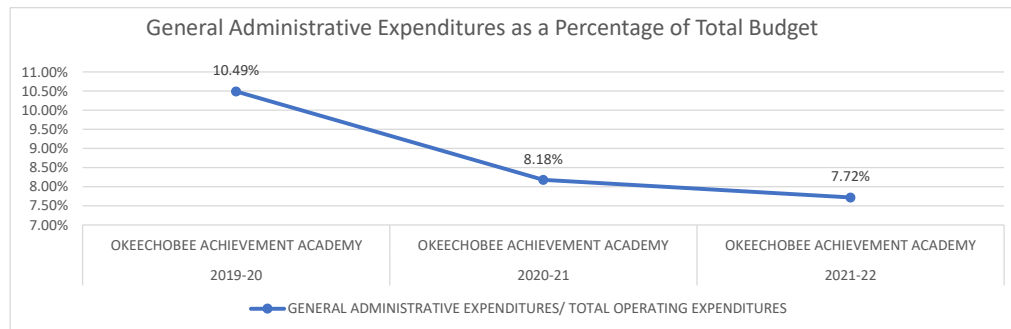
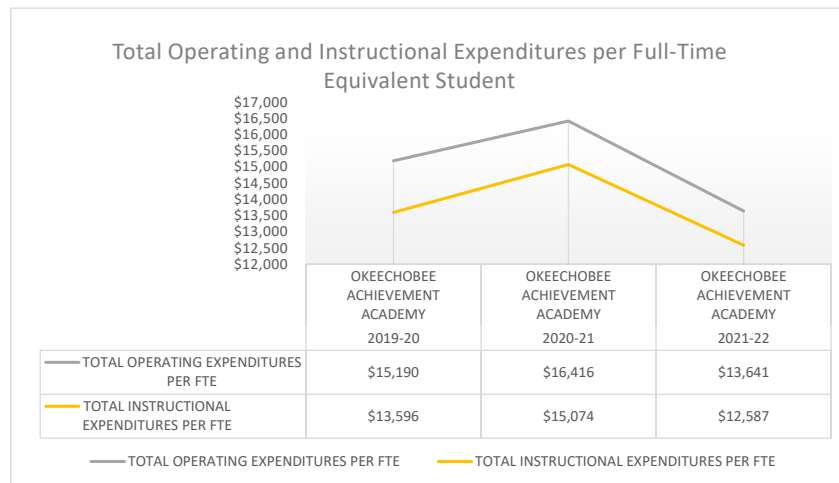
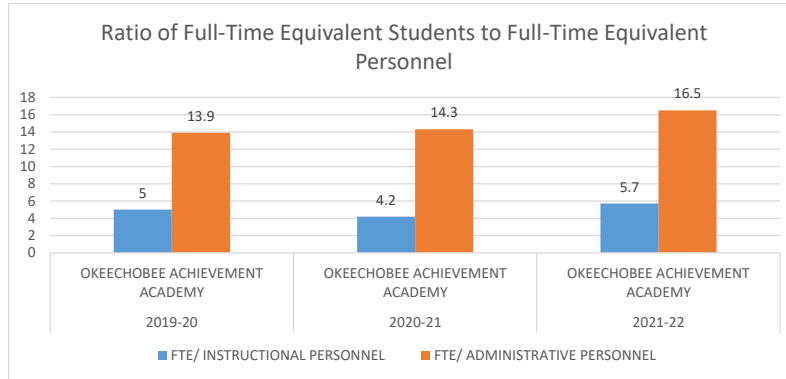
School		FTE/ INSTRUCTIONAL PERSONNEL	FTE/ ADMINISTRATIVE PERSONNEL	TOTAL OPERATING EXPENDITURES PER FTE	TOTAL INSTRUCTIONAL EXPENDITURES PER FTE	GENERAL ADMINISTRATIVE EXPENDITURES/ TOTAL OPERATING EXPENDITURES
Year	DISTRICT NAME					
2019-20	OKEECHOBEE HIGH SCHOOL	14.9	39.1	\$ 7,709	\$ 6,951	9.84%
2020-21	OKEECHOBEE HIGH SCHOOL	13.3	30.5	\$ 9,403	\$ 8,575	8.81%
2021-22	OKEECHOBEE HIGH SCHOOL	15.4	37.8	\$ 9,357	\$ 8,600	8.09%



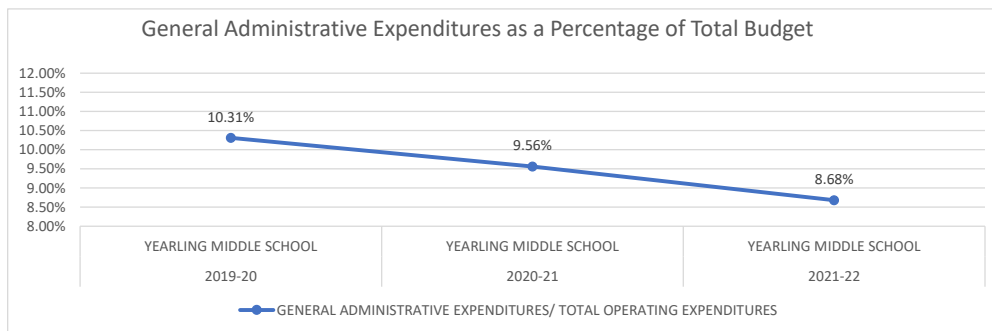
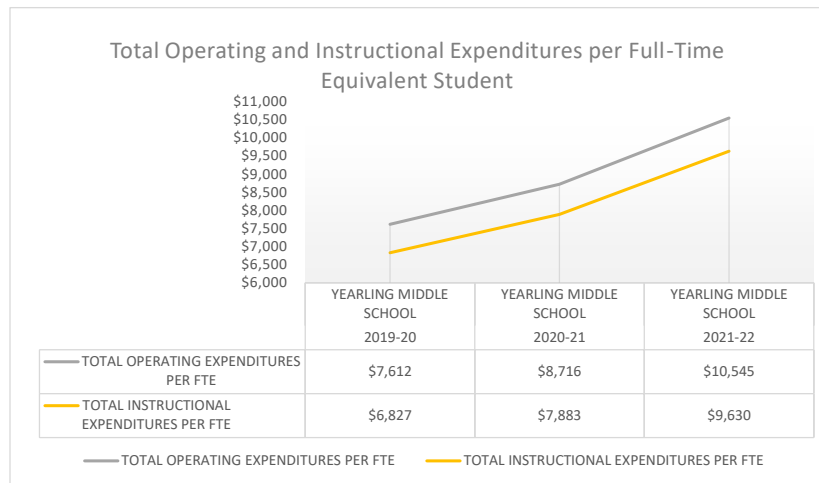
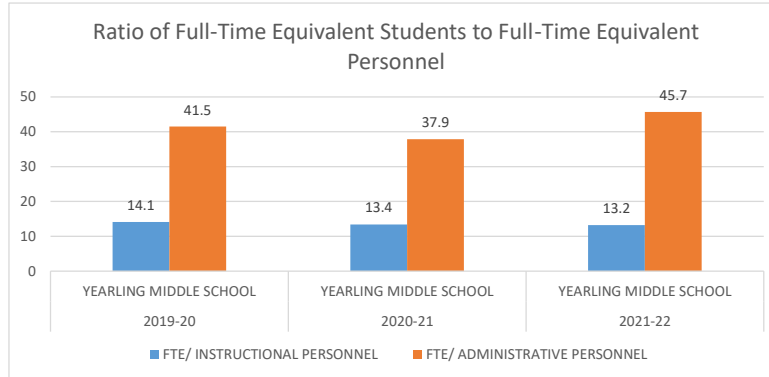
School		FTE/ INSTRUCTIONAL PERSONNEL	FTE/ ADMINISTRATIVE PERSONNEL	TOTAL OPERATING EXPENDITURES PER FTE	TOTAL INSTRUCTIONAL EXPENDITURES PER FTE	GENERAL ADMINISTRATIVE EXPENDITURES/ TOTAL OPERATING EXPENDITURES
Year	DISTRICT NAME					
2019-20	SOUTH ELEMENTARY SCHOOL	11.8	38.4	\$ 7,934	\$ 7,100	10.51%
2020-21	SOUTH ELEMENTARY SCHOOL	10.1	34.1	\$ 8,838	\$ 8,020	9.26%
2021-22	SOUTH ELEMENTARY SCHOOL	11.1	42.8	\$ 9,105	\$ 8,285	9.00%



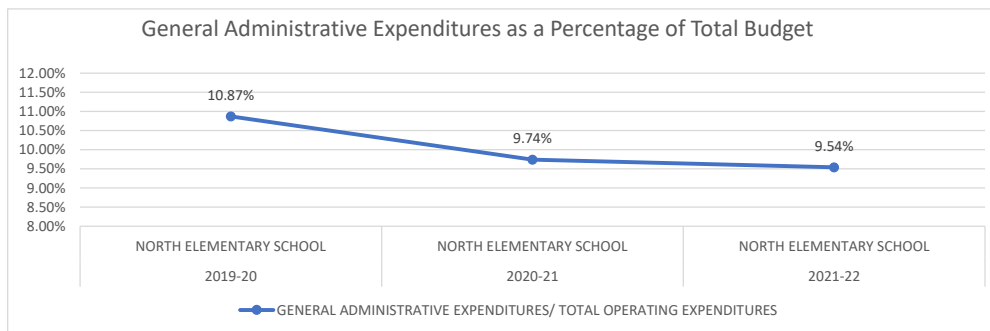
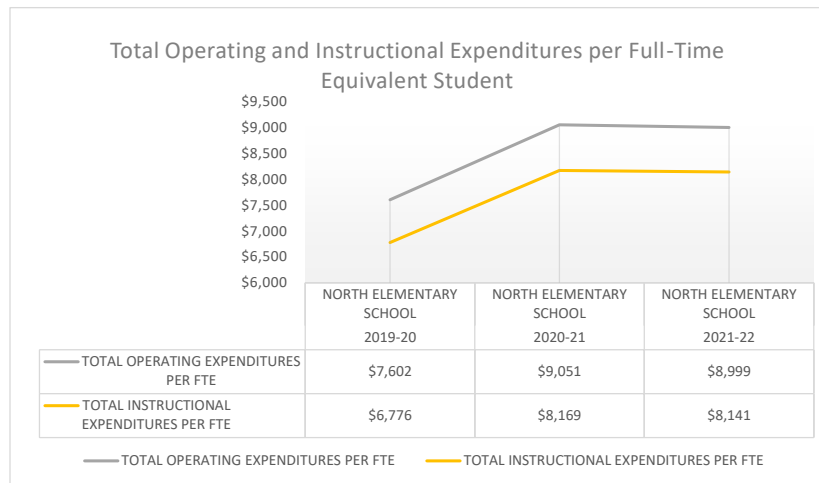
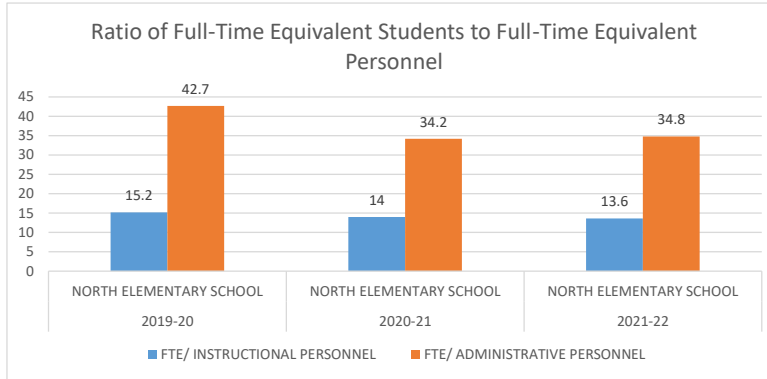
School Year	DISTRICT NAME	FTE/ INSTRUCTIONAL PERSONNEL	FTE/ ADMINISTRATIVE PERSONNEL	TOTAL OPERATING EXPENDITURES PER FTE	TOTAL INSTRUCTIONAL EXPENDITURES PER FTE	GENERAL ADMINISTRATIVE EXPENDITURES/ TOTAL OPERATING EXPENDITURES
2019-20	OKEECHOBEE ACHIEVEMENT ACADEMY	5	13.9	\$ 15,190	\$ 13,596	10.49%
2020-21	OKEECHOBEE ACHIEVEMENT ACADEMY	4.2	14.3	\$ 16,416	\$ 15,074	8.18%
2021-22	OKEECHOBEE ACHIEVEMENT ACADEMY	5.7	16.5	\$ 13,641	\$ 12,587	7.72%



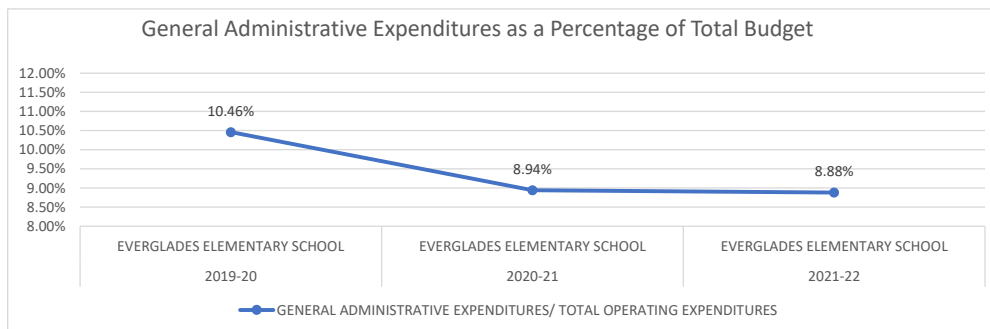
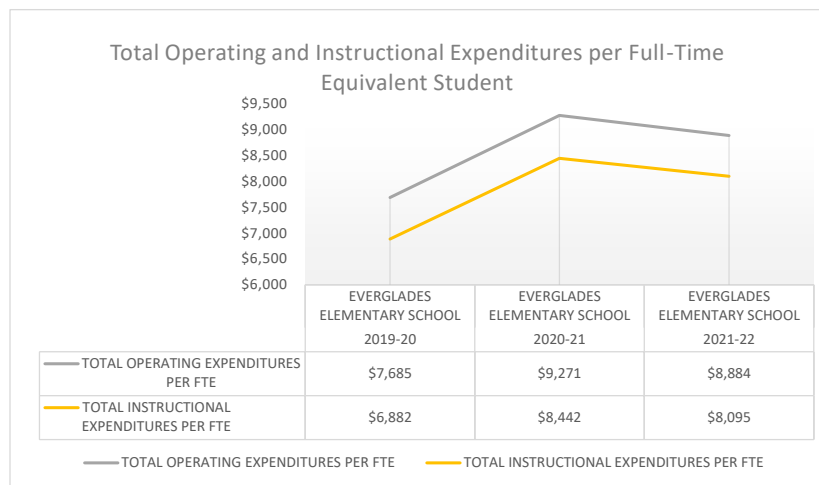
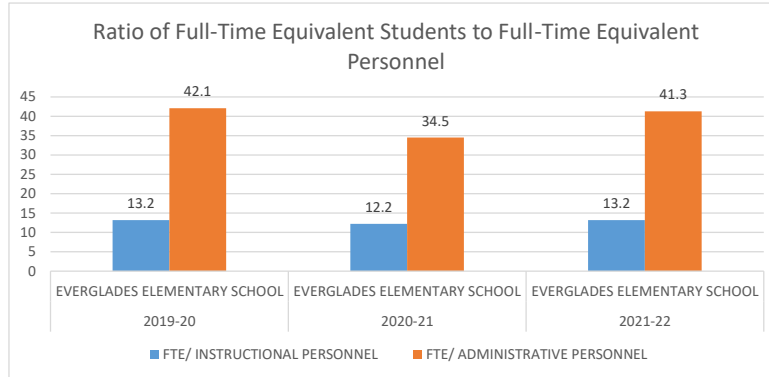
School		FTE/ INSTRUCTIONAL PERSONNEL	FTE/ ADMINISTRATIVE PERSONNEL	TOTAL OPERATING EXPENDITURES PER FTE	TOTAL INSTRUCTIONAL EXPENDITURES PER FTE	GENERAL ADMINISTRATIVE EXPENDITURES/ TOTAL OPERATING EXPENDITURES
Year	DISTRICT NAME					
2019-20	YEARLING MIDDLE SCHOOL	14.1	41.5	\$ 7,612	\$ 6,827	10.31%
2020-21	YEARLING MIDDLE SCHOOL	13.4	37.9	\$ 8,716	\$ 7,883	9.56%
2021-22	YEARLING MIDDLE SCHOOL	13.2	45.7	\$ 10,545	\$ 9,630	8.68%



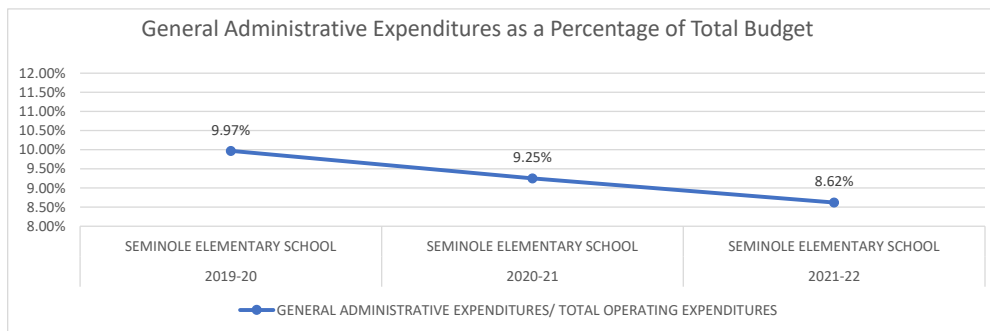
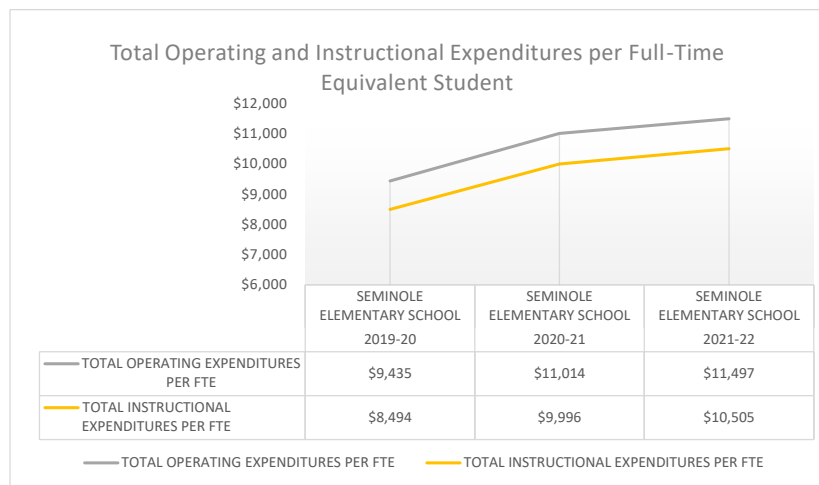
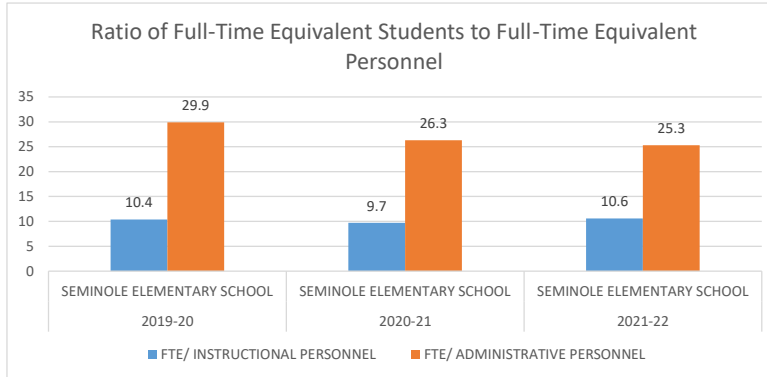
School Year	DISTRICT NAME	FTE/ INSTRUCTIONAL PERSONNEL	FTE/ ADMINISTRATIVE PERSONNEL	TOTAL OPERATING EXPENDITURES PER FTE	TOTAL INSTRUCTIONAL EXPENDITURES PER FTE	GENERAL ADMINISTRATIVE EXPENDITURES/ TOTAL OPERATING EXPENDITURES
2019-20	NORTH ELEMENTARY SCHOOL	15.2	42.7	\$ 7,602	\$ 6,776	10.87%
2020-21	NORTH ELEMENTARY SCHOOL	14	34.2	\$ 9,051	\$ 8,169	9.74%
2021-22	NORTH ELEMENTARY SCHOOL	13.6	34.8	\$ 8,999	\$ 8,141	9.54%



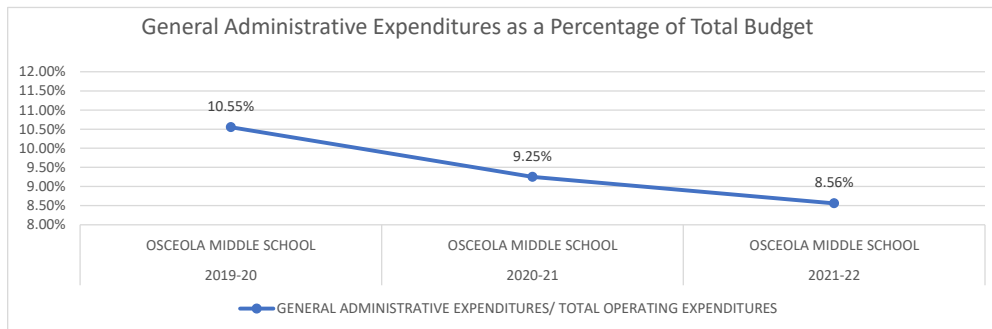
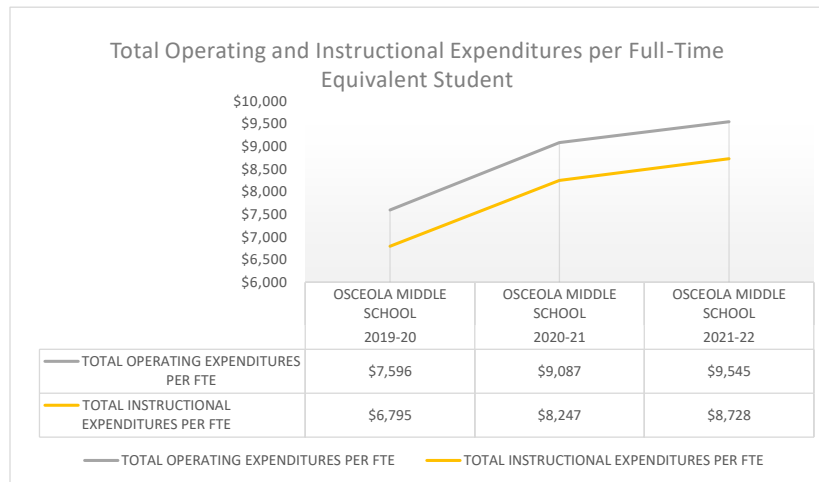
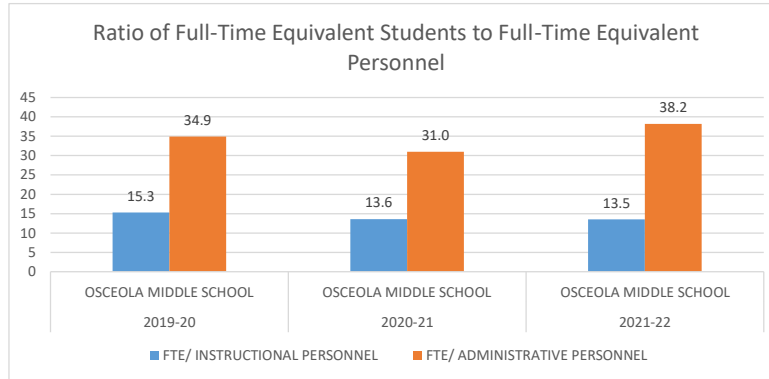
School Year	DISTRICT NAME	FTE/ INSTRUCTIONAL PERSONNEL	FTE/ ADMINISTRATIVE PERSONNEL	TOTAL OPERATING EXPENDITURES PER FTE	TOTAL INSTRUCTIONAL EXPENDITURES PER FTE	GENERAL ADMINISTRATIVE EXPENDITURES/ TOTAL OPERATING EXPENDITURES
2019-20	EVERGLADES ELEMENTARY SCHOOL	13.2	42.1	\$ 7,685	\$ 6,882	10.46%
2020-21	EVERGLADES ELEMENTARY SCHOOL	12.2	34.5	\$ 9,271	\$ 8,442	8.94%
2021-22	EVERGLADES ELEMENTARY SCHOOL	13.2	41.3	\$ 8,884	\$ 8,095	8.88%



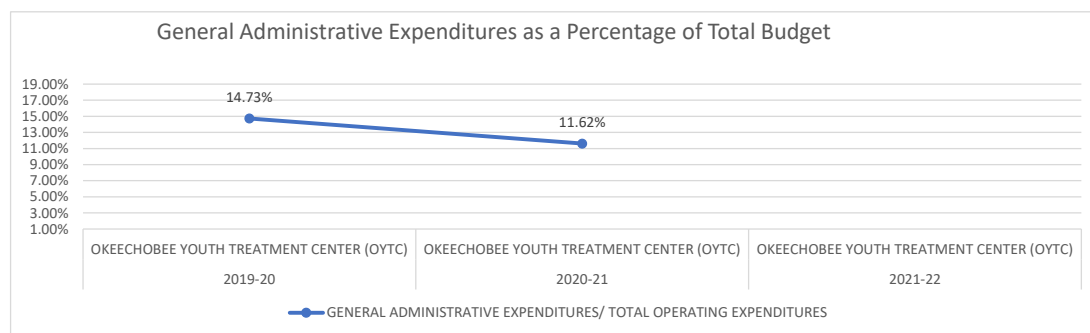
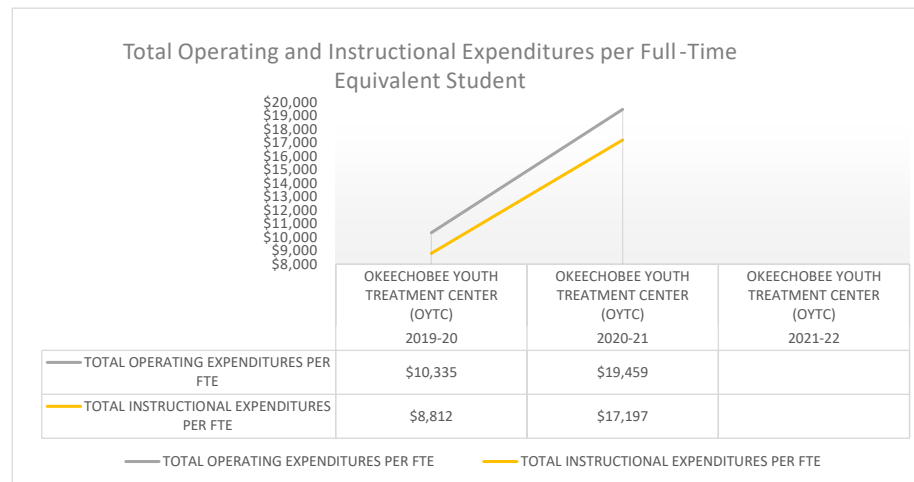
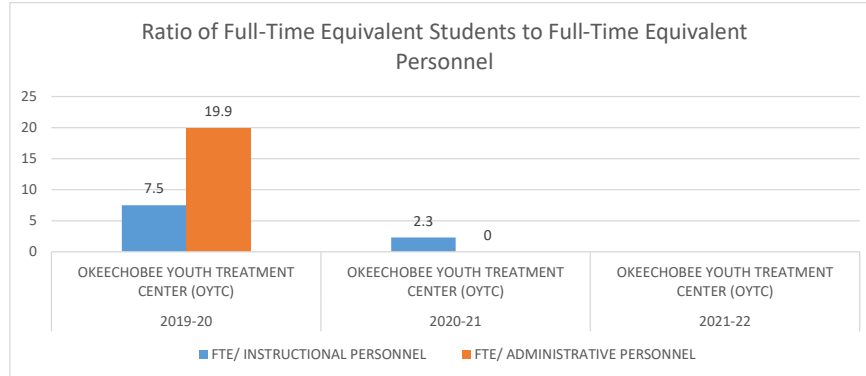
School Year	DISTRICT NAME	FTE/ INSTRUCTIONAL PERSONNEL	FTE/ ADMINISTRATIVE PERSONNEL	TOTAL OPERATING EXPENDITURES PER FTE	TOTAL INSTRUCTIONAL EXPENDITURES PER FTE	GENERAL ADMINISTRATIVE EXPENDITURES/ TOTAL OPERATING EXPENDITURES
2019-20	SEMINOLE ELEMENTARY SCHOOL	10.4	29.9	\$ 9,435	\$ 8,494	9.97%
2020-21	SEMINOLE ELEMENTARY SCHOOL	9.7	26.3	\$ 11,014	\$ 9,996	9.25%
2021-22	SEMINOLE ELEMENTARY SCHOOL	10.6	25.3	\$ 11,497	\$ 10,505	8.62%



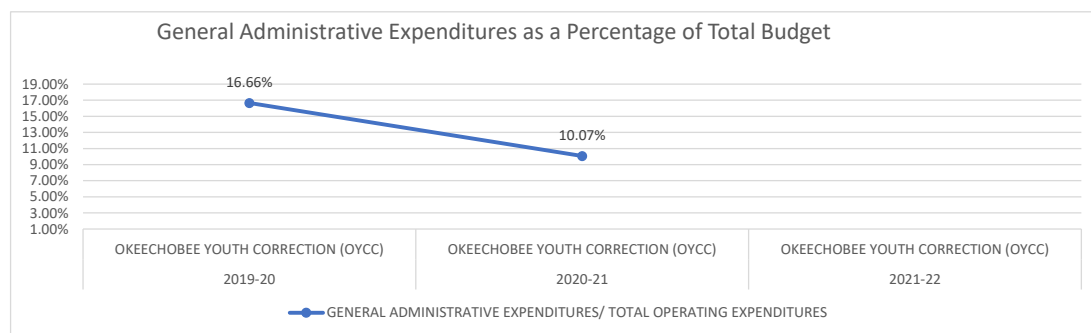
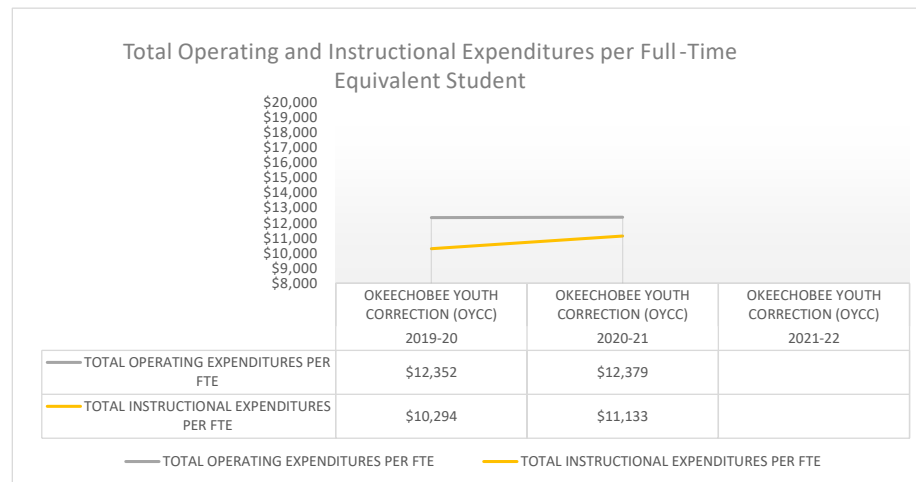
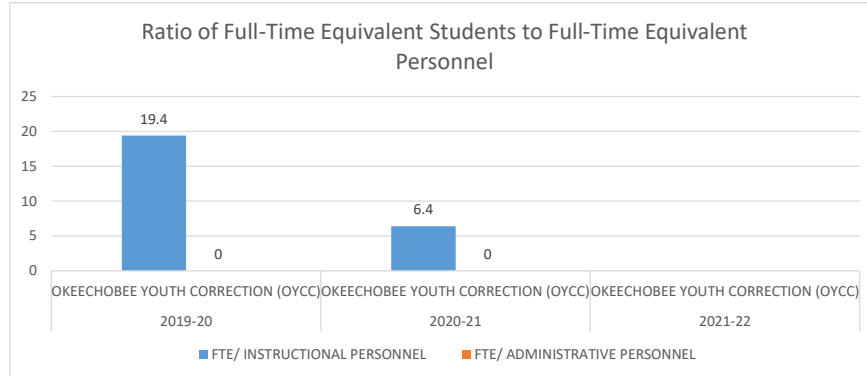
School Year	DISTRICT NAME	FTE/ INSTRUCTIONAL PERSONNEL	FTE/ ADMINISTRATIVE PERSONNEL	TOTAL OPERATING EXPENDITURES PER FTE	TOTAL INSTRUCTIONAL EXPENDITURES PER FTE	GENERAL ADMINISTRATIVE EXPENDITURES/ TOTAL OPERATING EXPENDITURES
2019-20	OSCEOLA MIDDLE SCHOOL	15.3	34.9	\$ 7,596	\$ 6,795	10.55%
2020-21	OSCEOLA MIDDLE SCHOOL	13.6	31.0	\$ 9,087	\$ 8,247	9.25%
2021-22	OSCEOLA MIDDLE SCHOOL	13.5	38.2	\$ 9,545	\$ 8,728	8.56%



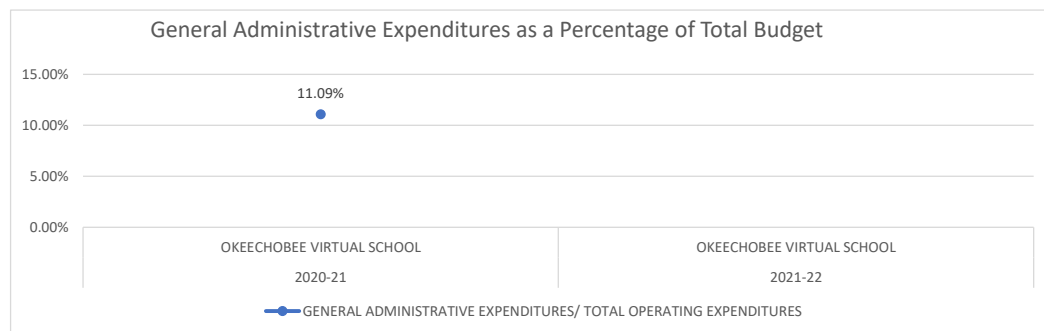
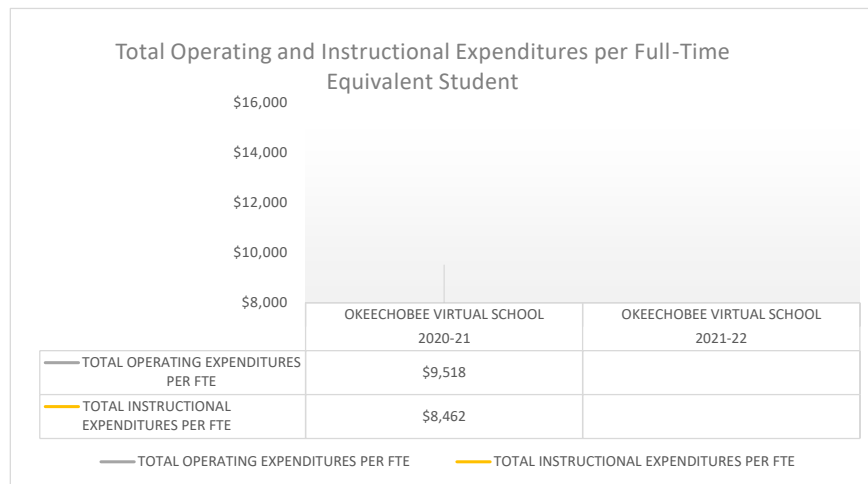
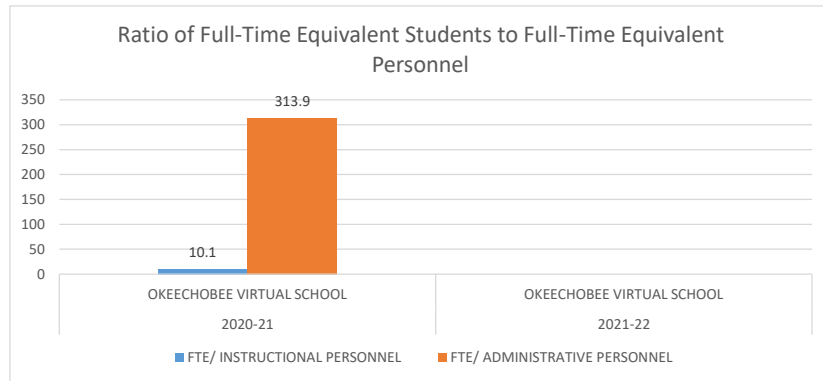
School Year	DISTRICT NAME	FTE/ INSTRUCTIONAL PERSONNEL	FTE/ ADMINISTRATIVE PERSONNEL	TOTAL OPERATING EXPENDITURES PER FTE	TOTAL INSTRUCTIONAL EXPENDITURES PER FTE	GENERAL ADMINISTRATIVE EXPENDITURES/ TOTAL OPERATING EXPENDITURES
2019-20	OKEECHOBEE YOUTH TREATMENT CENTER (OYTC)	7.5	19.9	\$ 10,335	\$ 8,812	14.73%
2020-21	OKEECHOBEE YOUTH TREATMENT CENTER (OYTC)	2.3	N/A	\$ 19,459	\$ 17,197	11.62%
2021-22	OKEECHOBEE YOUTH TREATMENT CENTER (OYTC)					



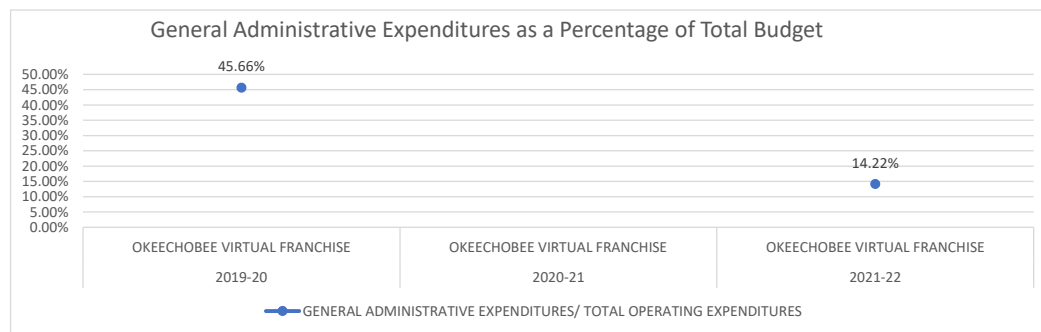
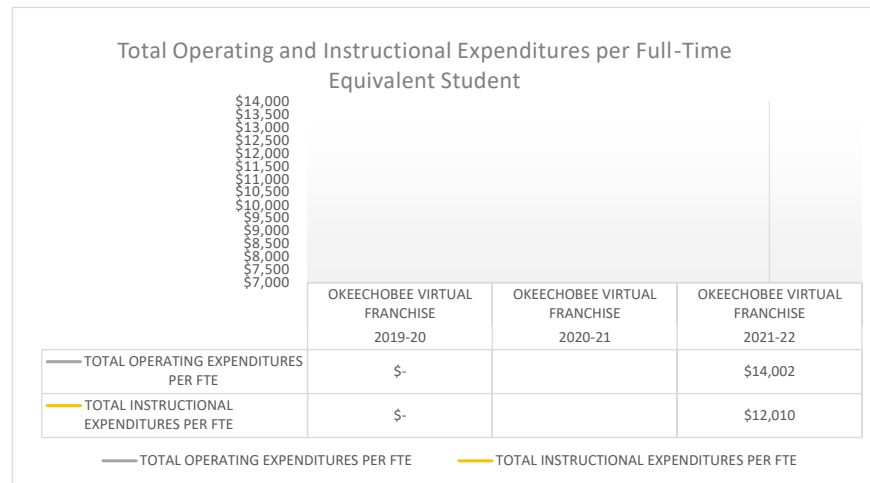

School Year	DISTRICT NAME	FTE/ INSTRUCTIONAL PERSONNEL	FTE/ ADMINISTRATIVE PERSONNEL	TOTAL OPERATING EXPENDITURES PER FTE	TOTAL INSTRUCTIONAL EXPENDITURES PER FTE	GENERAL ADMINISTRATIVE EXPENDITURES/ TOTAL OPERATING EXPENDITURES
2019-20	OKEECHOBEE YOUTH CORRECTION (OYCC)	19.4	N/A	\$ 12,352	\$ 10,294	16.66%
2020-21	OKEECHOBEE YOUTH CORRECTION (OYCC)	6.4	N/A	\$ 12,379	\$ 11,133	10.07%
2021-22	OKEECHOBEE YOUTH CORRECTION (OYCC)					



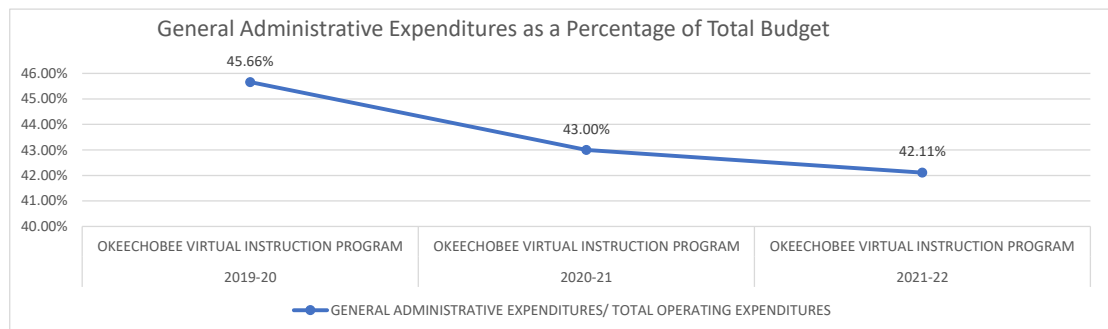
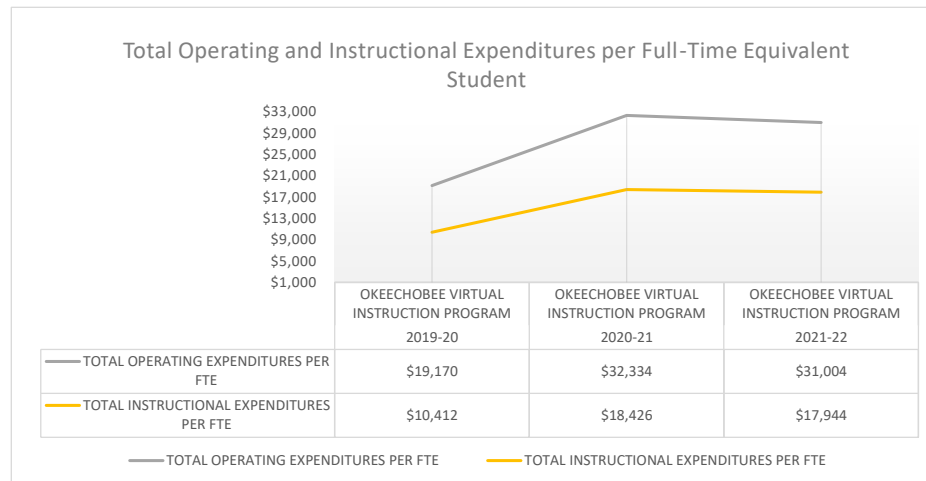
School		FTE/ INSTRUCTIONAL PERSONNEL	FTE/ ADMINISTRATIVE PERSONNEL	TOTAL OPERATING EXPENDITURES PER FTE	TOTAL INSTRUCTIONAL EXPENDITURES PER FTE	GENERAL ADMINISTRATIVE EXPENDITURES/ TOTAL OPERATING EXPENDITURES
Year	DISTRICT NAME					
2020-21	OKEECHOBEE VIRTUAL SCHOOL	10.1	313.9	\$ 9,518	\$ 8,462	11.09%
2021-22	OKEECHOBEE VIRTUAL SCHOOL					



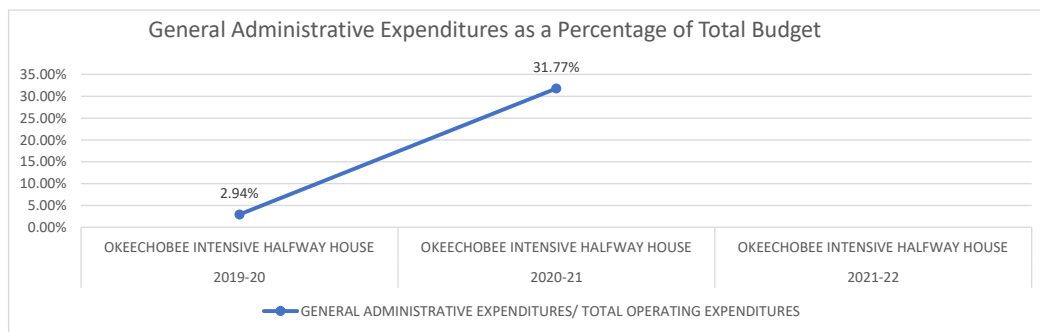
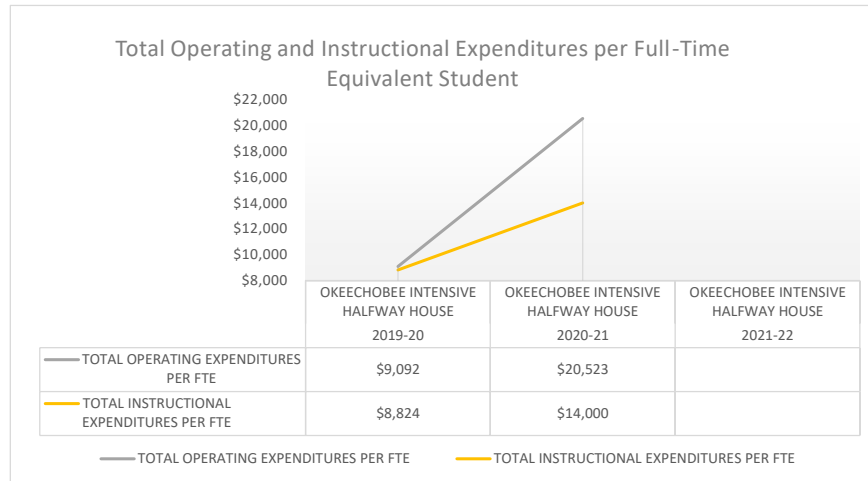
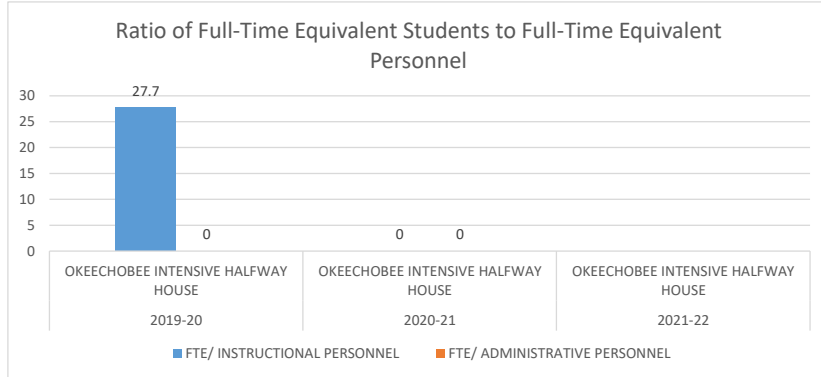
School Year	DISTRICT NAME	FTE/ INSTRUCTIONAL PERSONNEL	FTE/ ADMINISTRATIVE PERSONNEL	TOTAL OPERATING EXPENDITURES PER FTE	TOTAL INSTRUCTIONAL EXPENDITURES PER FTE	GENERAL ADMINISTRATIVE EXPENDITURES/ TOTAL OPERATING EXPENDITURES
2019-20	OKEECHOBEE VIRTUAL FRANCHISE	N/A	N/A	No FTE	No FTE	45.66%
2020-21	OKEECHOBEE VIRTUAL FRANCHISE					
2021-22	OKEECHOBEE VIRTUAL FRANCHISE	9.4	84.5	\$ 14,002	\$ 12,010	14.22%



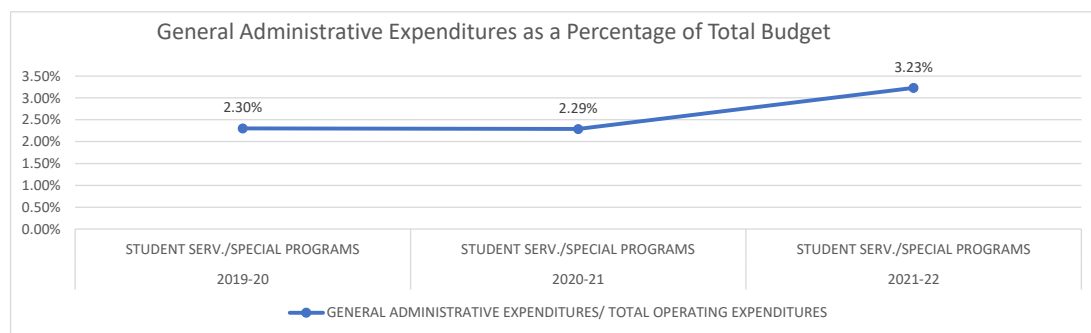
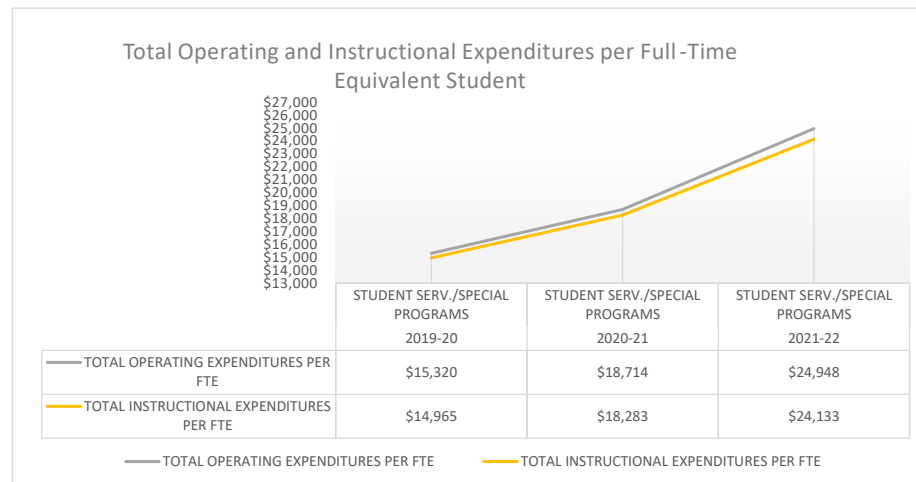
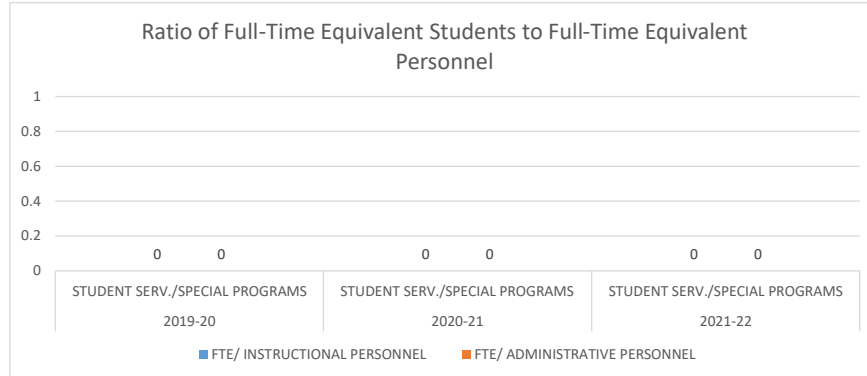
School Year	DISTRICT NAME	FTE/ INSTRUCTIONAL PERSONNEL	FTE/ ADMINISTRATIVE PERSONNEL	TOTAL OPERATING EXPENDITURES PER FTE	TOTAL INSTRUCTIONAL EXPENDITURES PER FTE	GENERAL ADMINISTRATIVE EXPENDITURES/ TOTAL OPERATING EXPENDITURES
2019-20	OKEECHOBEE VIRTUAL INSTRUCTION PROGRAM	N/A	N/A	\$ 19,170	\$ 10,412	45.66%
2020-21	OKEECHOBEE VIRTUAL INSTRUCTION PROGRAM	N/A	N/A	\$ 32,334	\$ 18,426	43.00%
2021-22	OKEECHOBEE VIRTUAL INSTRUCTION PROGRAM	N/A	N/A	\$ 31,004	\$ 17,944	42.11%



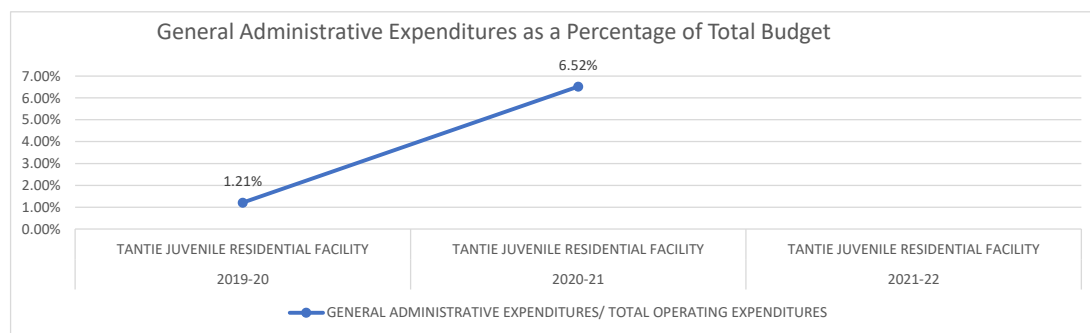
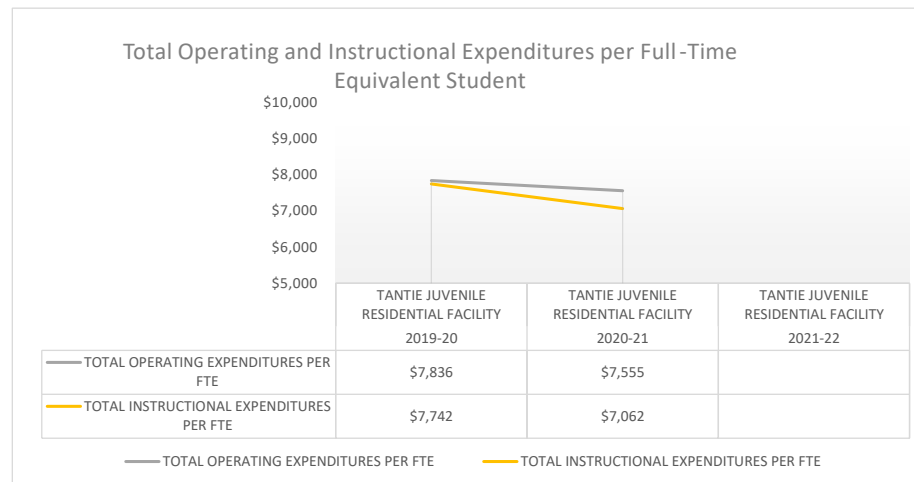
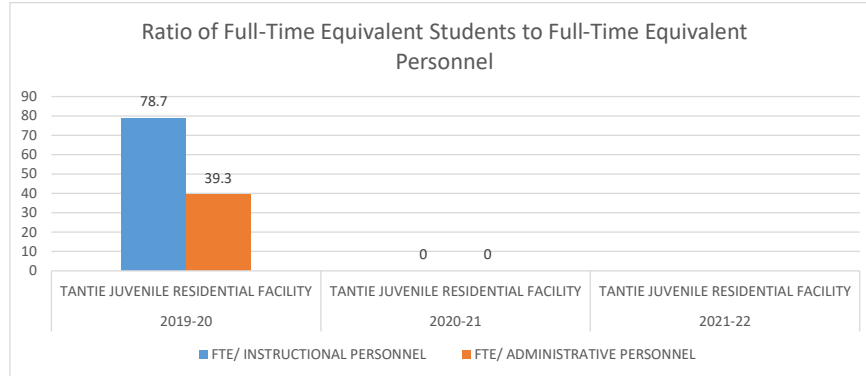
School Year	DISTRICT NAME	FTE/ INSTRUCTIONAL PERSONNEL	FTE/ ADMINISTRATIVE PERSONNEL	TOTAL OPERATING EXPENDITURES PER FTE	TOTAL INSTRUCTIONAL EXPENDITURES PER FTE	GENERAL ADMINISTRATIVE EXPENDITURES/ TOTAL OPERATING EXPENDITURES
2019-20	OKEECHOBEE INTENSIVE HALFWAY HOUSE	27.7	N/A	\$ 9,092	\$ 8,824	2.94%
2020-21	OKEECHOBEE INTENSIVE HALFWAY HOUSE	N/A	N/A	\$ 20,523	\$ 14,000	31.77%
2021-22	OKEECHOBEE INTENSIVE HALFWAY HOUSE					



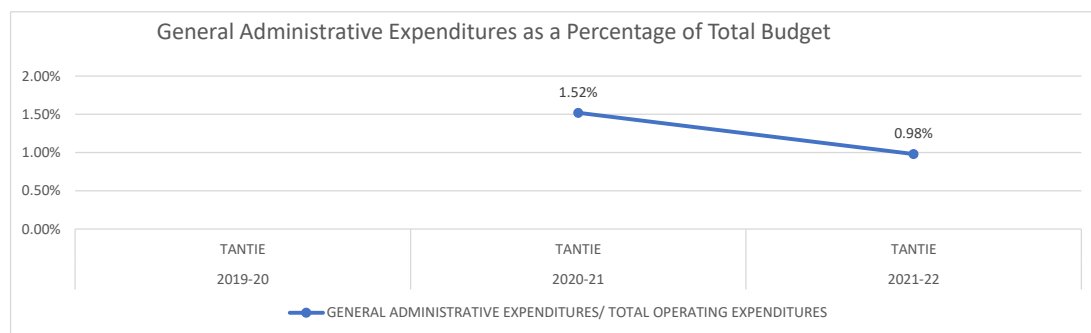
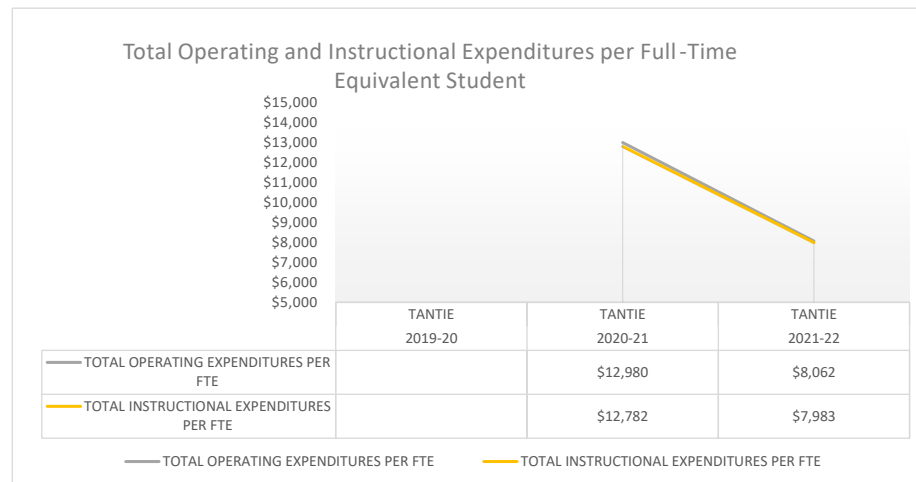
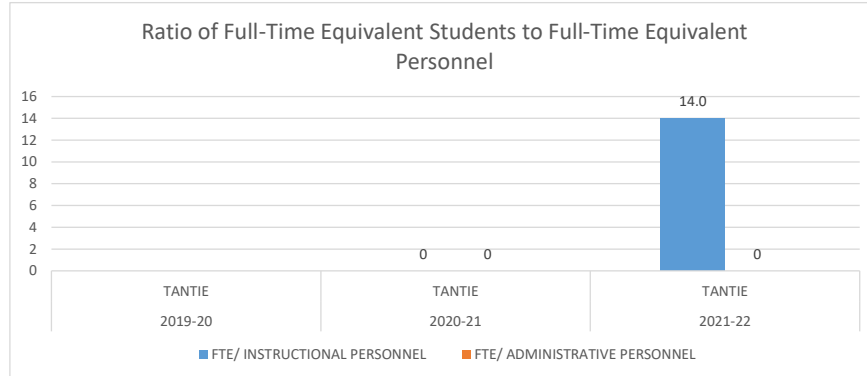
School Year	DISTRICT NAME	FTE/ INSTRUCTIONAL PERSONNEL	FTE/ ADMINISTRATIVE PERSONNEL	TOTAL OPERATING EXPENDITURES PER FTE	TOTAL INSTRUCTIONAL EXPENDITURES PER FTE	GENERAL ADMINISTRATIVE EXPENDITURES/ TOTAL OPERATING EXPENDITURES
2019-20	STUDENT SERV./SPECIAL PROGRAMS	N/A	N/A	\$ 15,320	\$ 14,965	2.30%
2020-21	STUDENT SERV./SPECIAL PROGRAMS	N/A	N/A	\$ 18,714	\$ 18,283	2.29%
2021-22	STUDENT SERV./SPECIAL PROGRAMS	N/A	N/A	\$ 24,948	\$ 24,133	3.23%



School Year	DISTRICT NAME	FTE/ INSTRUCTIONAL PERSONNEL	FTE/ ADMINISTRATIVE PERSONNEL	TOTAL OPERATING EXPENDITURES PER FTE	TOTAL INSTRUCTIONAL EXPENDITURES PER FTE	GENERAL ADMINISTRATIVE EXPENDITURES/ TOTAL OPERATING EXPENDITURES
2019-20	TANTIE JUVENILE RESIDENTIAL FACILITY	78.7	39.3	\$ 7,836	\$ 7,742	1.21%
2020-21	TANTIE JUVENILE RESIDENTIAL FACILITY	N/A	N/A	\$ 7,555	\$ 7,062	6.52%
2021-22	TANTIE JUVENILE RESIDENTIAL FACILITY					



School Year	DISTRICT NAME	FTE/ INSTRUCTIONAL PERSONNEL	FTE/ ADMINISTRATIVE PERSONNEL	TOTAL OPERATING EXPENDITURES PER FTE	TOTAL INSTRUCTIONAL EXPENDITURES PER FTE	GENERAL ADMINISTRATIVE EXPENDITURES/ TOTAL OPERATING EXPENDITURES
2019-20	TANTIE					
2020-21	TANTIE	N/A	N/A	\$ 12,980	\$ 12,782	1.52%
2021-22	TANTIE	14.0	N/A	\$ 8,062	\$ 7,983	0.98%



School Year	DISTRICT NAME	FTE/ INSTRUCTIONAL PERSONNEL	FTE/ ADMINISTRATIVE PERSONNEL	TOTAL OPERATING EXPENDITURES PER FTE	TOTAL INSTRUCTIONAL EXPENDITURES PER FTE	GENERAL ADMINISTRATIVE EXPENDITURES/ TOTAL OPERATING EXPENDITURES
2019-20	CYPRESS JUVENILE RESIDENTIAL FACILITY	16.7	33.5	\$ 8,668	\$ 8,448	2.54%
2020-21	CYPRESS JUVENILE RESIDENTIAL FACILITY	1.6	N/A	\$ 14,664	\$ 11,296	22.96%
2021-22	CYPRESS JUVENILE RESIDENTIAL FACILITY					

